

Company Note

MID CORPORATE

Intermonte Partners

Greater Visibility on 2022 DPS Supporting Our Positive View

Intermonte reported 1H22 results in line with our estimates and showing a more balanced revenue mix, with a lower weighting of market-related activities (Sales & Trading and Global Markets) in favour of Investment Banking and Digital Division & Advisory. The company stated that, in light of 1H trends and its capital solidity (IFR 3.9x), it has greater visibility on the possibility of confirming a dividend in line with 2021A, unless a further deterioration in the macroeconomic and market environment materialises. This would mean a 2022 DPS of EUR 0.26, in line with our estimate and implying an attractive 10.3% yield at the current share price. We reaffirm our positive view, also considering the group's growth potential, especially in Investment Banking and Digital & Advisory Division.

1H22 results basically in line with our estimates

In 1H22A Intermonte reported a net profit after minorities of EUR 4.2M, basically in line with our EUR 4.1M estimate, with EUR 21.2M total revenues, bang in line with our projections (Investment Banking and Digital & Advisory Division up +12.7% yoy and +14.2% yoy, slightly better than our expectations, with Sales & Trading and Global Markets down -3.4% yoy and -47.6% yoy, respectively, in line with our estimates); total costs were EUR 14.1M vs. EUR 14.3M estimated.

Company outlook and estimates' revision

As regards the outlook, in the 1H press release and conference call, the company pointed out that the first two months of 2H22 showed similar revenue trends to 1H, with a slight improvement in the Global Markets and Sales & Trading areas, which should face a more favourable comparison base in 2H. In addition, in light of 1H trends and its continuing capital solidity (IFR ratio 3.9x), the company believes it has greater visibility on being able to confirm a dividend in line with the previous year, unless a further deterioration in the macroeconomic and market environment materialises. Following the release of 1H22 results and the company's outlook, we basically only fine-tuned our 2023E-24E estimates, with a more cautious stance on 2022E.

Valuation

We obtain a **new target price of EUR 3.1/share**, resulting from the average of a 3-stage DDM and a multiples' analysis based on Equita, which we consider the closest peer. Given the around 23% upside potential from the current share price, **we confirm our BUY rating**.

20 September 2022: 7:26 CET
Date and time of production

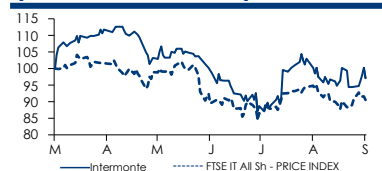
BUY

Target Price: EUR 3.1
(from EUR 3.5)

Italy/Brokerage & Investment Banking
Results

EGM (ex-AIM)

Price Performance
(RIC: INT.MI, BB: INT IM)



Intermonte Partners - Key Data

Price date (market close)	16/09/2022
Target price (EUR)	3.1
Target upside (%)	23.02
Market price (EUR)	2.52
Market cap (EUR M)	81.00
52Wk range (EUR)	NA/NA

Price performance %	1M	3M	12M
Absolute	-3.1	-2.7	NA
Rel. to FTSE IT All Sh	1.5	-3.8	NA

Y/E Dec (EUR M)	FY21A	FY22E	FY23E
Total income	43.82	40.99	46.32
Gross op profit	11.83	12.72	15.34
Pre-tax income	11.83	12.72	15.34
Net income	7.24	8.06	9.68
Adj EPS (EUR)	0.28	0.25	0.30
TBV PS (EUR)	1.5	1.5	1.5
Adj P/E (x)	10.5	10.3	8.5
P/TBV (x)	1.9	1.7	1.6
Div ord (EUR)	0.26	0.26	0.29
Div ord yield (%)	8.8	10.3	11.3

Source: Company data, FactSet and Intesa Sanpaolo Research estimates

Intesa Sanpaolo Research Dept.

Elena Perini, CFA - Research Analyst
+39 02 7235 1811
elena.perini@intesasanpaolo.com

Financials Team

Manuela Meroni, Elena Perini, CFA

Contents

1H22 Results	3
Earnings Outlook	5
Valuation	7
ESG Corner	9
Company Snapshot	12

Vera Martini contributed to this report.

1H22 Results

In **1H22A** Intermonte reported **a net profit after minorities of EUR 4.2M, basically in line with our EUR 4.1M estimate**. The key points of results were:

1H22 results basically in line with our estimates

- **EUR 21.2M total revenues, bang in line with our projections**, with Sales & Trading and Global Markets down -3.4% yoy and -47.6% yoy, respectively, basically in line with our estimates;
- **Good results from Investment Banking and Digital Division & Advisory (DD&A)**, up +12.7% yoy and +14.2% yoy, **slightly better than our expectations**;
- **Total costs were EUR 14.1M vs. EUR 14.3M estimated**. New hires (15 gross and 6 net in the past twelve months rolling) led to an increase in fixed salary costs (EUR 7.2M 1H22A vs. EUR 6.6M 1H21A), while variable compensation (linked to revenues) declined to approx. EUR 2M from EUR 4.2M (the EUR 11.7M total staff costs recorded in 1H21 also include a EUR 0.9M one-off for IPO), for total personnel expenses of EUR 9.2M, below our EUR 9.5M forecast. Operating expenses were bang in line with our projections and recorded a +7% yoy increase, due to a rise in IT costs (3-year renegotiations of some key contracts) and a rise in other operating expenses, mostly because of a higher number of corporate events and surging energy costs.

Intermonte Partners - 1H22 results

EUR M	1H21A	FY21A	1H22A	1H22E	A/E %	yoy %
Sales & Trading	8.2	15.9	7.9	7.9	-0.4	-3.4
Global Markets	7.9	13.0	4.1	4.3	-4.7	-47.6
Investment Banking	6.7	11.4	7.5	7.3	2.1	12.7
Digital & Advisory	1.5	3.4	1.7	1.6	6.9	14.2
Total net revenues	24.2	43.8	21.2	21.2	0.1	-12.3
Personnel expenses	11.7	19.8	9.2	9.5	-2.6	-20.7
G&A expenses	4.5	9.6	4.9	4.9	1.0	7.0
Total costs	16.2	29.5	14.1	14.3	-1.4	-13.0
Pre-tax profit	8.0	11.8	7.1	6.9	3.4	-10.4
Net profit	4.6	7.2	4.2	4.1	3.5	-8.5

A: actual; E: estimates; Source: Company data and Intesa Sanpaolo Research

Investment Banking and DD&A were the best segments in 1H22. In particular, **Investment Banking** recorded EUR 7.5M revenues, slightly better than our EUR 7.3M estimate, with a +12.7% yoy growth, benefitting from a strong trend in M&A and Advisory, despite unsupportive market for IPOs and ECM activities.

Revenue analysis

DD&A recorded a +14.2% yoy progress to EUR 1.7M revenues (above our EUR 1.6M forecast), confirming the attractiveness of the business, on which the group maintains a strong focus, with attention, in particular on digital services, communication channels and advisory services dedicated to institutional clients and financial consultants. A new co-Head of DD&A was hired in September.

Intermonte Partners – DD&A initiatives

Focus on customer and traffic volume growth	<ul style="list-style-type: none"> Renewed and innovative Websim website Introduction of a new business model focused on strong user growth Introduction of new digital services (i.e. education; sustainability, cryptocurrency)
Development and innovation in communication channels	<ul style="list-style-type: none"> Hiring new digital professionals Development of innovative sales channels Customer segmentation and use of dedicated channels
Strengthening of activity in Certificates and other innovative financial solutions	<ul style="list-style-type: none"> Continued development of business related to certificates and innovative financial products Focus on private bankers Continued innovation in communication channels
Focus on Advisory services	<ul style="list-style-type: none"> Introduction and development of innovative advisory services Focus on institutional clients Digital development of services and sales channels
Development of digital solutions for Corporate Clients	<ul style="list-style-type: none"> Introduction of new digital services dedicated to listed companies Maximization of synergies with the investment banking division Development of a dedicated digital platform

Source: Company data

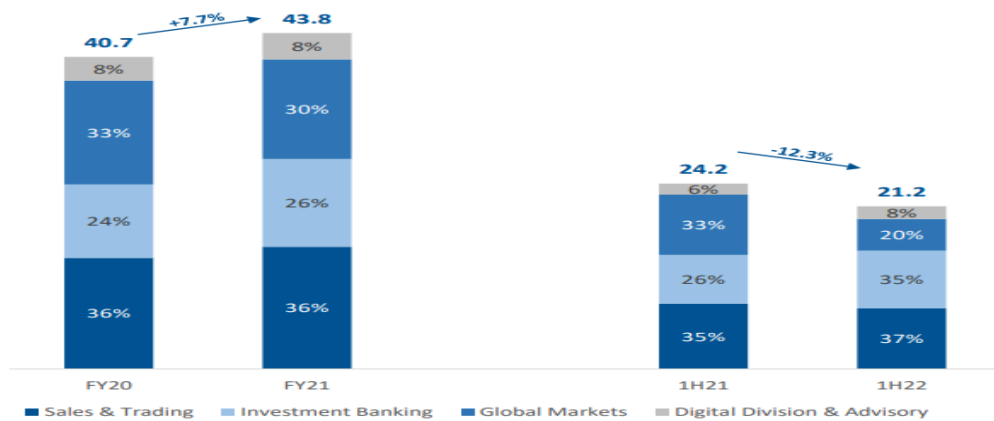
Unsurprisingly, the weakest trend was recorded by **Global Markets** (-47.6% yoy to EUR 4.1M revenues), followed by **Sales & Trading** (-3.4% yoy to EUR 7.9M). Global Markets suffered from a tough comparison vs. very strong results in 1H21A and generally lower contribution from Market Making, partly due to a lower level of activity by institutional investors.

As regards Sales & Trading, there was a positive performance in bonds and derivatives trading, while a slightly negative trend was recorded by the cash equity business, with a 1H22 reduction broadly in line with the drop in the total value traded for third parties on Borsa Italiana (EXM + EGM), which was down 1.8% yoy in the period. In 1H, over 650 clients were served by the Sales & Trading business unit, of which over 50% operating on foreign markets (up from around 40% in FY21), mainly the UK and the US.

All in all, the group presented a more balanced revenue mix, with a lower weighting of market-related activities.

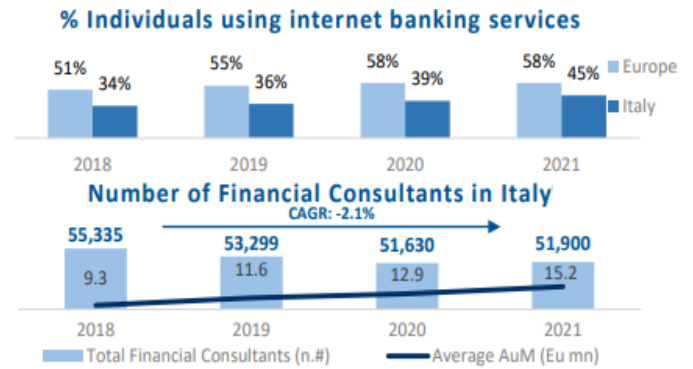
More balanced revenue mix

Intermonte Partners – FY and 1H trend and breakdown in revenues (EUR M)



Source: Company data

Intermonte Partners – Internet use (Europe/Italy) and financial consultants in Italy



Source: Company data on Eurostat and OCF data

Earnings Outlook

Management outlook

As regards the outlook, in the 1H22 press release and conference call the company pointed out that the first two months of 2H22 showed similar revenue trends to 1H, with a slight improvement in the Global Markets and Sales & Trading areas, which should face a more favourable comparison base in the second half of the year. In 2H22, the company should benefit from new initiatives, such as the implementation of new algorithmic strategies in the Global Markets area and the full contribution of the new sovereign bonds team. New investments in the Digital Division & Advisory business should deliver benefits as of 2023.

While the uncertain environment continues to prevail, in light of 1H trends and its continuing capital solidity (IFR 3.9x), the company believes it has greater visibility on being able to confirm a dividend in line with the previous year, unless a further deterioration in the macroeconomic and market environment materialises.

In 1H22 results' conference call, management stated that Intermonte Partners has enough capital to both potentially buy out the minorities of Intermonte SIM (owned by the parent company with an 85.9% stake) and finance growth in the Investment Banking and Digital & Advisory divisions, also catching possible M&A opportunities. In addition, the group will continue to invest in technology and new hires (mainly concentrated in IB and DD&A divisions). However, management remains confident to maintain the compensation/revenue ratio within the 45-48% range, including the deferred bonus component.

Our estimates

Following the release of 1H22 results, we basically fine-tuned our estimates, taking a more cautious stance (based on the current difficult environment for market-related activities and IPOs) on FY22E only. Our forecasts (illustrated in detail by the table on the following page) point to a double-digit 2021A-24E CAGR for IB and DD&A (+13.4% and +14.1%, respectively), with limited growth for Sales & Trading (+1.3% 3-year CAGR) and a decline (vs. the very strong results posted in FY21A) for Global Markets.

Intermonte Partners – New vs. old estimates

%	2022E chg.	2023E chg.	2024E chg.
Total net revenues	-4.2	-0.3	0.2
Total operating costs	-3.6	-0.4	0.1
Pre-tax profit	-5.6	0.0	0.5
Adj. net profit	-7.8	-0.4	0.2

E: estimates; Source: Intesa Sanpaolo Research

We confirm our **dividend estimates** at **EUR 0.26/share in 2022E (in line with 2021A and with company guidance and implying a 10.3% yield at the current share price)**, EUR 0.285/sh. in 2023E and EUR 0.31/sh. in 2024E. The 2022E-24E average dividend payout on reported net profit is around 96.5%.

2H22 outlook

Greater visibility on a 2022 DPS in line with last year

Company strategy

Estimates' revision

Dividend estimates confirmed

Intermonte Partners – New vs. old detailed estimates

EUR M	2021A	2022E new	2023E new	2024E new	2022E old	2023E old	2024E old
Sales & Trading	15.9	15.7	16.1	16.6	16.2	16.6	17.1
Global Markets	13.0	9.2	10.8	11.2	11.6	12.8	13.3
Investment Banking	11.4	12.5	15.0	16.7	11.4	12.6	14.0
Digital divisions & Advisory	3.4	3.6	4.4	5.1	3.6	4.4	5.1
Total net revenues	43.8	41.0	46.3	49.6	42.8	46.4	49.5
Personnel costs	19.8	18.2	20.8	22.4	19.3	21.0	22.4
Administrative expenses	9.7	10.0	10.1	10.4	10.0	10.1	10.4
Total operating costs	29.5	28.3	31.0	32.8	29.3	31.1	32.8
Profit before taxes	11.8	12.7	15.3	16.8	13.5	15.3	16.7
Net profit after minorities	7.2	8.1	9.7	10.6	8.7	9.7	10.6
Adj. net profit after minorities	9.0	7.8	9.4	10.4	8.5	9.5	10.4

A: actual; E: estimates; Source: Company data and Intesa Sanpaolo Research

Valuation

We continue to believe that a Dividend Discount Model (DDM) and a peers' comparison, based on Equita (which we consider the closest comparable) multiples are appropriate methods to value Intermonte Partners. We attribute an equal 50% weighting to both the direct method and the multiples valuation. We set a **new target price of EUR 3.1/share**, (below the previous EUR 3.5/sh. due to both lower DDM – affected by a higher cost of equity – and peers comparison fair values), implying an approx. 23% upside potential. Hence, **we confirm our BUY rating**.

BUY rating confirmed, EUR 3.1/share TP (from EUR 3.5/sh.)

Intermonte Partners – Valuation

	EUR M	Weighting (%)
3-stage DDM	108.9	50.0
Peers comparison	90.1	50.0
Total fair value	99.5	
Target price (EUR/share)	3.1	

Source: Intesa Sanpaolo Research estimates

In calculating our target price, we consider a number of shares very close to the outstanding shares of the company, considering that our target price has a 12-month time horizon and that in one-year time only a limited amount of treasury shares could be used for key employees' variable compensation.

DDM model

Our three-stage DDM factors in:

- Our explicit 2022E-24E estimates of adjusted net profit, dividend payout and book value;
- A seven-year transitional period in 2025-31E, with an average RoTE at around 19% and a payout between the short-term one (approx. 96%) and the terminal one;
- A terminal value based on a 100% terminal payout;
- A 9.5% cost of equity vs. 8% previously after the incorporation of our updated parameters (3% risk-free rate and 6.5% equity-risk premium).

DDM: Key assumptions

Intermonte Partners - DDM

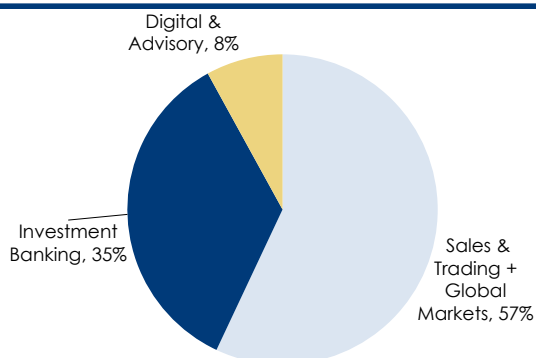
%		Weighting
Adj. RoTE 2021	15.6	
Dividend payout on adj. net profit 2021	92.6	
Short-term (2021A-24E) EPS CAGR	4.8	
RoTE at end of short-term period (2023E)	19.6	
Medium-term (2025E-31E) pay-out	97.5	
Medium-term (2024E-31E) EPS CAGR	0.5	
RoTE at end of medium-term period (2031E)	19.2	
Short-term fair value (EUR M)	25.5	23.4
Medium-term fair value (EUR M)	40.2	36.9
Terminal value (EUR M)	43.1	39.6
DDM fair value (EUR M)	108.9	

Source: Intesa Sanpaolo Research estimates

Multiples' analysis

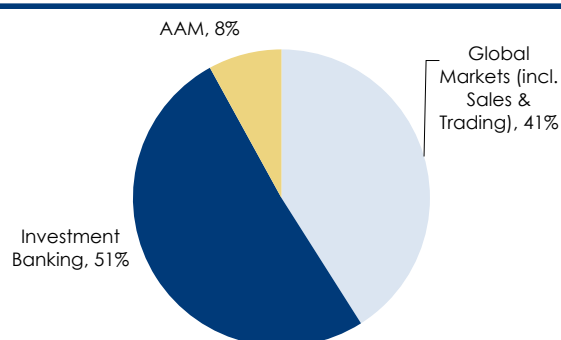
The closest comparable to Intermonte is Equita Group, in our view, as it: 1) is based in Italy and listed on the Italian market; 2) has a very similar business mix (despite differences in business segments' contribution, as shown in the below-attached chart); and 3) is mainly active with Italian clients.

Intermonte Partners – 1H22 revenue mix



Source: Company data

Equita Group – 1H22 revenue mix



Source: Company data

Based on the average of the results, we obtain through Equita's 2023E P/E, 2022E P/TBV and 2022E dividend yield, a multiple analysis' fair value of approx. EUR 90M.

Multiple analysis' fair value

Intermonte Partners - Fair value based on Equita's multiples

EUR M	2022E	2023E	2024E	2022E	2023E	2024E	2022E	2023E	2024E
Net profit	8.1	9.7	10.6						
Equita P/E (x)	9.7	8.3	6.9						
Tangible book value				47.6	48.7	50.0			
Equita P/TBV (x)				2.2	2.1	1.9			
Dividends							8.3	9.1	9.9
Equita div. yield (%)							9.7	10.6	12.8
Fair value	77.8	79.9	73.5	104.6	101.7	96.6	85.7	86.1	77.5
Average fair value	90.1								

Priced at market close of 16 September 2022; E: estimates; Source: Intesa Sanpaolo Research

ESG Corner

Following the drafting and adoption of its first ESG Investment Policy in 2021, Intermonte decided, on a voluntary basis, to comply with the United Nations Principles for Responsible Investment (UNPRI). Moreover, some changes have been made regarding the governance. An ESG Manager, Alberto Subert, has been appointed while the Audit and Risk Committee has been renamed as the Audit, Risk and Sustainability Committee, with support functions for the BoD and the ESG manager on ESG issues.

In September 2022, Intemonte published its first Sustainability report (2021), establishing the following five core goals by 2024:

- **Increasing customer and financial community satisfaction;**
- **Promotion of and training on ESG topics in the financial community.** The group aims to promote and educate the financial community on ESG issues by publishing dedicated research on ESG topics. Intermonte's Research Department constantly monitors the evolution of newsflow on sustainability, both at the regulatory and company-specific levels, and it promotes the production of analyses and in-depth reports aimed at both institutional and professional investors. Research work on these issues led to the launch in 2019 of a new product, the "Green is the New Gold" report series. In 2022, Intermonte has continued to arrange ESG events, including the "Italian Sustainability Week" organised by Borsa Italiana where the group participated as a Sponsor;
- **Intermonte Foundation: Youth Project (Fondazione Intermonte: Progetto Giovani).** In October 2021 the non-profit Fondazione Intermonte was established with the purpose of pursuing socially useful initiatives through economic contributions to help foster university education for deserving young students in economically difficult situations;
- **Strengthening employees' well-being and welfare.** Intermonte wants to promote employees' well-being through (i) increasing training hours for employees; (ii) promotion of diversity and inclusiveness at all levels of the business organisation; (iii) promotion and continuation of remote work and home-work reconciliation; and (iv) introduction of corporate welfare from January 2023;
- **Initiatives to reduce the group's climate footprint.** As a financial intermediary, Intermonte has a very small environmental impact, especially when compared to other sectors, such as manufacturing. Despite this, the group has already started implementing strategies to eliminate the use of plastics and promote the circular economy. Intermonte also plans to calculate its carbon footprint to set goals for the energy efficiency and reduction.

As evidence of the group's strong commitment to ESG issues, Intermonte is also part of the Sustainable Finance Partnership collaborating with Borsa Italiana and other interlocutors in the capital market to facilitate the development of sustainability-based corporate finance solutions.














Another important partnership since 2016 is the one with Politecnico di Milano School of Management, aimed at developing several research projects on issues related to the Italian stock market. The fruit of this collaboration was the publication in January 2021 of the ESG report named "ESG communication strategies of mid/small caps listed on Borsa Italiana: a benchmarking analysis."

First Sustainability Report

Main ESG goals

Partnership with Borsa Italiana and Politecnico di Milano

Intermonte Partners – ESG initiatives

IDENTITY AND APPROACH TO SUSTAINABILITY	
First mapping of Intermonte status quo on ESG topics	✓
First ESG Materiality Analysis	✓
Allocation of responsibilities in the Sustainability area to an internal board committee (Control, Risk and Sustainability Committee)	✓
Identification and appointment of an ESG manager	✓
 Creation of an ESG Investment Policy	✓
Increase engagement with investors and stakeholders on sustainability	✓
Underwriting of the Principles for Responsible Investment	📅
Membership of UN Global Compact (from signatory to participant)	📅
Revision and publication of a Sustainability Policy	📅
Greater transparency for stakeholders on commitment, programs, and sustainability actions	📅
Introduction of sustainability goals in the MBOs of the CEO	📅
Introduction of sustainability goals in the MBOs of top management	📅
GOVERNANCE, RISK, ETHICS AND COMPLIANCE	
Keeping the Code of Ethics up to date	✓
Adoption of a whistleblowing system	✓
Maintaining the company's main policies up to date, e.g.:	✓
 Policy 231 and related policies	✓
ESG Investment Policy	✓
Policy on Countering Money Laundering and Terrorist Financing	✓
Conflict of Interest Policy	✓
Privacy Policy (GDPR)	✓
Keeping the Organization and Management Model 231 up to date	✓
CONTINUITY, INNOVATION AND VALUE CHAIN (CUSTOMERS/ SUPPLIERS)	
 Improvement of the complaint resolution process	📅
Introduction of ESG assessment criteria in the supply chain	📅
IT enhancement aimed at reducing IT incidents	📅
 Definition of a regular customer satisfaction survey program that is consistent across the group	📅
PEOPLE AND HUMAN RIGHTS	
Introduction of corporate welfare from Jan 2023	✓
Extension of smart working program (also from September 2022)	✓
Continuation of training activities for employees and job-oriented program with inclusion of certification	✓
 Definition of an organic human resource enhancement and talent attraction strategy, with development of target propositions	✓
Definition of an identity consolidation/development plan based on a corporate culture integrated with sustainability	📅
 Measurement of employee satisfaction and engagement	📅
Continuation of specific actions to identify and reduce inequalities, primarily by promoting diversity at senior management and employee level:	📅
<i>Greater number of women executives or managers</i>	📅
<i>Reduction of Gender Pay Gap ~</i>	📅
<i>Full compliance with Italian law 68/69 (protected categories)</i>	📅
<i>Reduction of unconscious bias</i>	📅
<i>Female empowerment</i>	📅
Development of individual growth plans and continuous feedback	📅
Introduction of biannual top-down and bottom-up feedback	📅
COMMUNITY	
 Member of the Sustainable Finance Partnership of Borsa Italiana	✓
 Among the first to promote ESG Topics among the Italian Financial community with ad-hoc papers, research and events	✓
 Continuation of publication activities through Intermonte Equity Research	✓
 Continuation of the collaboration with institutions (Borsa Italiana, Politecnico di Milano, etc.) for the promotion of ESG topics in the financial community	✓
Fondazione Intermonte Progetto Giovani	✓
Support for non-profit organizations	✓
ENVIRONMENT	
 Adoption of plastic-free policy at group level	✓
 Continuation of program for promoting the circular economy	✓
Approval of Environmental Policy	📅
Carbon footprint mapping	📅
 Energy efficiency and energy reduction targets	📅

Legend:  Completed  Work in Progress  To do

Source: Company data

Intermonte Partners – Key Data

Rating	Target price (EUR/sh)		Mkt price (EUR/sh)			Sector
BUY	Ord 3.1		Ord 2.52			Brokerage & Investment
Values per share (EUR)	2019A	2020A	2021A	2022E	2023E	2024E
No. of outstanding shares (M)	36.20	36.20	36.20	36.20	36.20	36.20
Market cap (EUR M)	NA	NA	106.54	91.21	91.21	91.21
Adj. EPS	0.151	0.255	0.281	0.245	0.296	0.326
TBV PS	1.9	2.0	1.5	1.5	1.5	1.6
PPP PS	0	0	0	0	0	0
Dividend ord	0.16	0.19	0.26	0.26	0.29	0.31
Income statement (EUR M)	2019A	2020A	2021A	2022E	2023E	2024E
Net interest income	0.00	0.00	0.00	0.00	0.00	0.00
Net commission/fee income	34.81	40.71	43.82	40.99	46.32	49.60
Net trading income	0.00	0.00	0.00	0.00	0.00	0.00
Total income	34.81	40.71	43.82	40.99	46.32	49.60
Total operating expenses	26.56	28.48	31.99	28.27	30.98	32.79
Gross operating income	8.25	12.22	11.83	12.72	15.34	16.80
Provisions for loan losses	0.00	0.00	0.00	0.00	0.00	0.00
Pre-tax income	8.25	12.22	11.83	12.72	15.34	16.80
Net income	5.34	7.75	7.24	8.06	9.68	10.63
Adj. net income	5.34	9.04	9.03	7.82	9.44	10.39
Composition of total income (%)	2019A	2020A	2021A	2022E	2023E	2024E
Net interest income	0	0	0	0	0	0
Trading income	0	0	0	0	0	0
Commission income	100.0	100.0	100.0	100.0	100.0	100.0
Balance sheet (EUR M)	2019A	2020A	2021A	2022E	2023E	2024E
Total assets	289.6	277.7	332.3	263.5	275.6	291.5
Customer loans	100.9	105.8	116.7	103.1	102.2	105.0
Total customer deposits	122.0	85.4	148.2	107.1	115.7	114.1
Shareholders' equity	67.8	70.0	53.8	52.7	53.8	55.1
Tangible equity	67.7	69.9	53.7	52.6	53.7	55.0
Risk weighted assets	238.0	263.0	119.3	121.7	124.7	127.8
Stock market ratios (X)	2019A	2020A	2021A	2022E	2023E	2024E
Adj. P/E	NA	NA	10.5	10.3	8.5	7.7
P/TBV	NA	NA	1.94	1.69	1.65	1.61
P/PPP	NA	NA	NA	NA	NA	NA
Dividend yield (% ord)	NA	NA	8.8	10.3	11.3	12.3
Profitability & financial ratios (%)	2019A	2020A	2021A	2022E	2023E	2024E
ROE	7.85	11.26	11.70	15.13	18.17	19.51
Adj. ROE	7.87	13.14	14.60	14.71	17.75	19.10
RoRWA	4.49	3.10	3.79	6.69	7.85	8.42
Leverage	23.38	25.17	16.17	19.97	19.51	18.89
Cost income ratio	76.3	70.0	73.0	69.0	66.9	66.1
Cost of risk (bps)	0	0	0	0	0	0
Tax rate	24.82	25.93	26.13	25.64	26.00	26.00
Dividend payout	105.7	85.8	115.4	102.9	93.9	93.0
Other (%)	2019A	2020A	2021A	2022E	2023E	2024E
CET1 ratio	30.08	27.19	39.90	38.78	38.31	37.95
CET1 ratio fully loaded	30.08	27.19	39.90	38.78	38.31	37.95
Net impaired loans ratio	0.00	0.00	0.00	0.00	0.00	0.00
Net impaired loans on TBV	0.00	0.00	0.00	0.00	0.00	0.00
Growth (%)	2019A	2020A	2021A	2022E	2023E	2024E
Total income	NA	17.0	7.6	-6.5	13.0	7.1
Gross operating income	NA	48.2	-3.2	7.5	20.6	9.5
Net income	NA	45.1	-6.6	11.3	20.0	9.9
Adj. net income	NA	69.1	-0.1	-13.4	20.7	10.1
BS growth (%)	2019A	2020A	2021A	2022E	2023E	2024E
Customers' loans	24.7	4.8	10.3	-11.7	-0.8	2.7
Customers' deposits	66.9	-30.0	73.6	-27.7	8.0	-1.4
Shareholders' funds	-0.7	3.2	-23.1	-2.1	2.2	2.4
Structure (no. of)	2019A	2020A	2021A	2022E	2023E	2024E
Branches	NA	NA	NA	NA	NA	NA
Employees	132	130	135	143	146	150

NM: not meaningful; NA: not available; Neg.: negative; A: actual; E: estimates; Source: Company data and Intesa Sanpaolo Research

Company Snapshot

Company Description

Intermonte is an independent investment bank, with a leading position (reflecting its 26 years of history) in financial services and brokerage dedicated to institutional investors and SMEs. Intermonte is active in four business areas: Sales & Trading, Global Markets, Investment Banking, Digital & Advisory. The company also has a strong and highly-qualified Research team.

Key Risks

Company specific risks:

- Extremely focused on a single geography (Italy)
- Its end-markets are volatile in nature
- Limited stock liquidity

Sector generic risks:

- Geopolitical risk
- Technology risks
- Regulatory risks

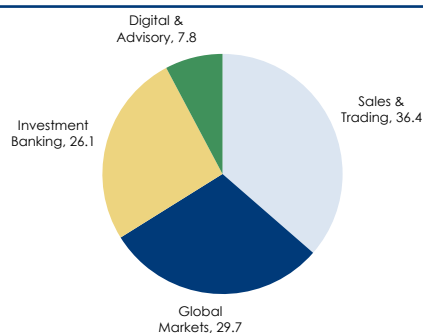
Key data

Mkt price (EUR)	2.52	Free float (%)	38.9
No. of shares	32.14	Major shr	Sh.s' Pact
52Wk range (EUR)	NA/NA	(%)	21.3
Reuters	INT.MI	Bloomberg	INT IM
Performance (%)	Absolute		Rel. FTSE IT All Sh
-1M	-3.1	-1M	1.5
-3M	-2.7	-3M	-3.8
-12M	NA	-12M	NA

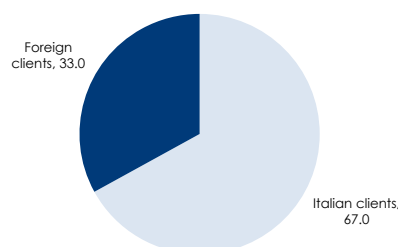
Estimates vs. consensus

EUR M (Y/E Dec)	2021A	2022E	2023E	2024E
Total income	43.82	40.99	46.32	49.60
Operating costs	31.99	28.27	30.98	32.79
Gross op. inc.	11.83	12.72	15.34	16.80
LLP	0.00	0.00	0.00	0.00
Net income	7.24	8.06	9.68	10.63
EPS (€)	0.28	0.25	0.30	0.33

Revenues breakdown by division (%)



Client geographic breakdown (%)



Source: Company data, Intesa Sanpaolo Research estimates and FactSet consensus data (priced at market close of 16/09/2022)

Our Mid Corporate Definition

Italy is characterised by a large number of non-listed and listed micro, small and medium-sized companies. Looking at the revenues of these Italian companies, around 5,000 companies eligible for listing have revenues below EUR 1,500M based on Intesa Sanpaolo elaborations. We define these companies as 'Mid Corporate'. Looking more specifically at Italian listed companies, we include in our Mid Corporate segment all STAR companies and those with a market capitalisation below EUR 1Bn.

Disclaimer

Analyst certification

The financial analyst who prepared this report, and whose name and role appear on the first page, certifies that:

1. The views expressed on the company mentioned herein accurately reflect independent, fair and balanced personal views; 2. No direct or indirect compensation has been or will be received in exchange for any views expressed.

Specific disclosures

- Neither the analyst nor any person closely associated with the analyst has a financial interest in the securities of the company.
- Neither the analyst nor any person closely associated with the analyst serves as an officer, director or advisory board member of the company.
- The analyst named in the document is a member of AIAF.
- The analyst named in this document is not registered with or qualified by FINRA, the U.S. regulatory body with oversight over Intesa Sanpaolo IMI Securities Corp. Accordingly, the analyst may not be subject to FINRA Rule 2241 and NYSE Rule 472 with respect to communications with a subject company, public appearances and trading securities in a personal account. For additional information, please contact the Compliance Department of Intesa Sanpaolo IMI Securities Corp. at 212-326-1133.
- The analyst of this report does not receive bonuses, salaries, or any other form of compensation that is based upon specific investment banking transactions.
- The research department supervisors do not have a financial interest in the securities of the company.

This research has been prepared by Intesa Sanpaolo SpA, and is distributed by Intesa Sanpaolo SpA, Intesa Sanpaolo-London Branch (a member of the London Stock Exchange) and Intesa Sanpaolo IMI Securities Corp. (a member of the NYSE and FINRA). Intesa Sanpaolo SpA accepts full responsibility for the contents of this report and also reserves the right to issue this document to its own clients. Intesa Sanpaolo SpA, is authorised by the Banca d'Italia and is regulated by the Financial Services Authority in the conduct of designated investment business in the UK and by the SEC for the conduct of US business.

Opinions and estimates in this research are as at the date of this material and are subject to change without notice to the recipient. Information and opinions have been obtained from sources believed to be reliable, but no representation or warranty is made as to their accuracy or correctness. Past performance is not a guarantee of future results. The investments and strategies discussed in this research may not be suitable for all investors. If you are in any doubt you should consult your investment advisor.

This report has been prepared solely for information purposes and is not intended as an offer or solicitation with respect to the purchase or sale of any financial products. It should not be regarded as a substitute for the exercise of the recipient's own judgment. No Intesa Sanpaolo SpA entity accepts any liability whatsoever for any direct, consequential or indirect loss arising from any use of material contained in this report. This document may only be reproduced or published with the name of Intesa Sanpaolo SpA.

Intesa Sanpaolo SpA has in place the Conflicts of Interest Management Rules for managing effectively the conflicts of interest which might affect the impartiality of all investment research which is held out, or where it is reasonable for the user to rely on the research, as being an impartial assessment of the value or prospects of its subject matter. A copy of these Rules is available to the recipient of this research upon making a written request to the Compliance Officer, Intesa Sanpaolo SpA, C.so Matteotti n° 1, 20121 Milan (MI) Italy. Intesa Sanpaolo SpA has formalised a set of principles and procedures for dealing with conflicts of interest ("Rules for Research"). The Rules for Research is clearly explained in the relevant section of Intesa Sanpaolo's website (www.intesasanpaolo.com).

Member companies of the Intesa Sanpaolo Group, or their directors and/or representatives and/or employees and/or persons closely associated with them, may have a long or short position in any securities mentioned at any time, and may make a purchase and/or sale, or offer to make a purchase and/or sale, of any of the securities from time to time in the open market or otherwise.

This document has been prepared and issued for, and thereof is intended for use by, MiFID II eligible counterparties/professional clients (other than elective professional clients) or otherwise by market professionals or institutional investors only, who are financially sophisticated and capable of evaluating investment risks independently, both in general and with regard to particular transactions and investment strategies.

Therefore, such materials may not be suitable for all investors and recipients are urged to seek the advice of their independent financial advisor for any necessary explanation of the contents thereof.

Persons and residents in the UK: this document is not for distribution in the United Kingdom to persons who would be defined as private customers under rules of the Financial Conduct Authority.

US persons: This document is intended for distribution in the United States only to Major US Institutional Investors as defined in SEC Rule 15a-6. US Customers wishing to effect a transaction should do so only by contacting a representative at Intesa Sanpaolo IMI Securities Corp. in the US (see contact details below).

Intesa Sanpaolo SpA issues and circulates research to Major Institutional Investors in the USA only through Intesa Sanpaolo IMI Securities Corp., 1 William Street, New York, NY 10004, USA, Tel: (1) 212 326 1150.

Inducements in relation to research

This document has been prepared and issued for, and thereof is intended for use by, MiFID 2 eligible counterparties/professional clients (other than elective professional clients) or otherwise by market professionals or institutional investors only, who are financially sophisticated and capable of evaluating investment risks independently, both in general and with regard to specific transactions and investment strategies.

Therefore, such materials may not be suitable for all investors and recipients are urged to seek the advice of their independent financial advisor for any necessary explanation of the contents thereof.

Pursuant to the provisions of Delegated Directive (EU) 2017/593, this document can be qualified as an acceptable minor non-monetary benefit as it is:

- Written material from a third party that is commissioned and paid for by a corporate issuer or potential issuer to promote a new issuance by the company, or where the third party firm is contractually engaged and paid by the issuer to produce such material on an ongoing basis (Specialist/Corporate Broker/Sponsor contract), provided that the relationship is clearly disclosed in the material and that the material is made available at the same time to any investment firms wishing to receive it or to the general public - Delegated Directive (EU) 2017/593 - art. 12 paragraph 3.

Distribution Method

This document is for the exclusive use of the person to whom it is delivered by Intesa Sanpaolo and may not be reproduced, redistributed, directly or indirectly, to third parties or published, in whole or in part, for any reason, without prior consent expressed by Intesa Sanpaolo. The copyright and all other intellectual property rights on the data, information, opinions and assessments referred to in this information document are the exclusive domain of the Intesa Sanpaolo banking group, unless otherwise indicated. Such data, information, opinions and assessments cannot be the subject of further distribution or reproduction in any form and using any technique, even partially, except with express written consent by Intesa Sanpaolo.

Persons who receive this document are obliged to comply with the above indications.

Coverage policy and frequency of research reports

The list of companies covered by the Research Department is available upon request. Intesa Sanpaolo SpA aims to provide continuous coverage of the companies on the list in conjunction with the timing of periodical accounting reports and any exceptional event that affects the issuer's operations. The companies for which Intesa Sanpaolo SpA acts as sponsor or specialist or other regulated roles are covered in compliance with regulations issued by regulatory bodies with jurisdiction. In the case of a short note, we advise investors to refer to the most recent company report published by Intesa Sanpaolo SpA's Research Department for a full analysis of valuation methodology, earnings assumptions, risks and the historical of recommendation and target price. In the Equity Daily note and Weekly Preview report the Research Department reconfirms the previously published ratings and target prices on the covered companies (or alternatively such ratings and target prices may be placed Under Review). Research qualified as a minor non-monetary benefit pursuant to provisions of Delegated Directive (EU) 2017/593 is freely available on the IMI Corporate & Investment Banking Division web site (www.imi.intesasnpaolo.com); all other research is available by contacting your sales representative.

Equity Research Publications in Last 12M

The list of all recommendations on any financial instrument or issuer produced by Intesa Sanpaolo Research Department and distributed during the preceding 12-month period is available on the Intesa Sanpaolo website at the following address:

<https://group.intesasnpaolo.com/en/research/RegulatoryDisclosures/archive-of-intesa-sanpaolo-group-s-conflicts-of-interest0>

Valuation methodology (long-term horizon: 12M)

The Intesa Sanpaolo SpA Equity Research Department values the companies for which it assigns recommendations as follows:

We obtain a fair value using a number of valuation methodologies including: discounted cash flow method (DCF), dividend discount model (DDM), embedded value methodology, return on allocated capital, break-up value, asset-based valuation method, sum-of-the-parts, and multiples-based models (for example PE, P/BV, PCF, EV/Sales, EV/EBITDA, EV/EBIT, etc.). The financial analysts use the above valuation methods alternatively and/or jointly at their discretion. The assigned target price may differ from the fair value, as it also takes into account overall market/sector conditions, corporate/market events, and corporate specifics (ie, holding discounts) reasonably considered to be possible drivers of the company's share price performance. These factors may also be assessed using the methodologies indicated above.

Equity rating key: (long-term horizon: 12M)

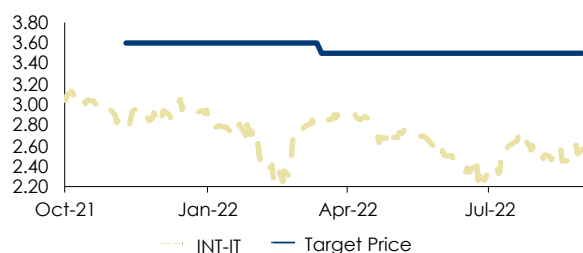
In its recommendations, Intesa Sanpaolo SpA uses an "absolute" rating system, which is not related to market performance and whose key is reported below:

Equity Rating Key (long-term horizon: 12M)

Long-term rating	Definition
BUY	If the target price is 20% higher than the market price
ADD	If the target price is 10%-20% higher than the market price
HOLD	If the target price is 10% below or 10% above the market price
REDUCE	If the target price is 10%-20% lower than the market price
SELL	If the target price is 20% lower than the market price
RATING SUSPENDED	The investment rating and target price for this stock have been suspended as there is not a sufficient fundamental basis for determining an investment rating or target. The previous investment rating and target price, if any, are no longer in effect for this stock.
NO RATING	The company is or may be covered by the Research Department but no rating or target price is assigned either voluntarily or to comply with applicable regulations and/or firm policies in certain circumstances.
TENDER SHARES	We advise investors to tender the shares to the offer.
TARGET PRICE	The market price that the analyst believes the share may reach within a one-year time horizon
MARKET PRICE	Closing price on the day before the issue date of the report, as indicated on the first page, except where otherwise indicated

Historical recommendations and target price trends (long-term horizon: 12M)

The 12M rating and target price history chart(s) for the companies currently under our coverage can also be found at Intesa Sanpaolo's website/Research/Regulatory disclosures: <https://group.intesasanpaolo.com/en/research/RegulatoryDisclosures/tp-and-rating-history-12-months->. Note: please also refer to <https://group.intesasanpaolo.com/it/research/equity-credit-research/equity> in applicable cases for the ISP-UBI Equity Ratings Reconciliation Table, the archive of ex-UBI's previously published research reports and 12M historical recommendations.

Target price and market price trend (-1Y)**Historical recommendations and target price trend (-1Y)**

Date	Rating	TP (EUR)	Mkt Price (EUR)
04-Apr-22	BUY	3.5	2.8
29-Nov-21	BUY	3.6	2.8

Equity rating allocations (long-term horizon: 12M)**Intesa Sanpaolo Research Rating Distribution (at July 2022)**

Number of companies considered: 127	BUY	ADD	HOLD	REDUCE	SELL
Total Equity Research Coverage relating to last rating (%)*	58	25	17	0	0
of which Intesa Sanpaolo's Clients (%)**	84	44	57	0	0

* Last rating refers to rating as at end of the previous quarter; ** Companies on behalf of whom Intesa Sanpaolo and the other companies of the Intesa Sanpaolo Group have provided corporate and investment banking services in the last 12 months; percentage of clients in each rating category

Valuation methodology (short-term horizon: 3M)

Our short-term investment ideas are based on ongoing special market situations, including among others: spreads between share categories; holding companies vs. subsidiaries; stub; control chain reshuffling; stressed capital situations; potential extraordinary deals (including capital increase/delisting/extraordinary dividends); and preys and predators. Investment ideas are presented either in relative terms (e.g. spread ordinary vs. savings; holding vs. subsidiaries) or in absolute terms (e.g. preys).

The companies to which we assign short-term ratings are under regular coverage by our research analysts and, as such, are subject to fundamental analysis and long-term recommendations. The main differences attain to the time horizon considered (monthly vs. yearly) and definitions (short-term 'long/short' vs. long-term 'buy/sell'). Note that the short-term relative recommendations of these investment ideas may differ from our long-term recommendations. We monitor the monthly performance of our short-term investment ideas and follow them until their closure.

Equity rating key (short-term horizon: 3M)

Short-term rating	Definition
LONG	Stock price expected to rise or outperform within three months from the time the rating was assigned due to a specific catalyst or event
SHORT	Stock price expected to fall or underperform within three months from the time the rating was assigned due to a specific catalyst or event

Company-specific disclosures

Intesa Sanpaolo S.p.A. and the other companies belonging to the Intesa Sanpaolo Banking Group (hereafter the "Intesa Sanpaolo Banking Group") have adopted written guidelines "Organisational, Management and Control Model" pursuant to Legislative Decree 8 June 2001 no. 231 (available at the Intesa Sanpaolo website, <https://group.intesasanpaolo.com/en/governance/leg-decree-231-2001>) setting forth practices and procedures, in accordance with applicable regulations by the competent Italian authorities and best international practice, including those known as Information Barriers, to restrict the flow of information, namely inside and/or confidential information, to prevent the misuse of such information and to prevent any conflicts of interest arising from the many activities of the Intesa Sanpaolo Banking Group, which may adversely affect the interests of the customer in accordance with current regulations.

In particular, the description of the measures taken to manage interest and conflicts of interest – related to Articles 5 and 6 of the Commission Delegated Regulation (EU) 2016/958 of 9 March 2016 supplementing Regulation (EU) No. 596/2014 of the European Parliament and of the Council with regard to regulatory technical standards for the technical arrangements for objective presentation of investment recommendations or other information recommending or suggesting an investment strategy and for disclosure of particular interests or indications of conflicts of interest as subsequently amended and supplemented, the FINRA Rule 2241, as well as the Financial Conduct Authority Conduct of Business Sourcebook rules COBS 12.4 - between the Intesa Sanpaolo Banking Group and issuers of financial instruments, and their group companies, and referred to in research products produced by analysts at Intesa Sanpaolo S.p.A. is available in the "Rules for Research" and in the extract of the "Corporate model on the management of inside information and conflicts of interest" published on the website of Intesa Sanpaolo S.p.A.

At the Intesa Sanpaolo website, webpage <https://group.intesasanpaolo.com/en/research/RegulatoryDisclosures/archive-of-intesa-sanpaolo-group-s-conflicts-of-interest> you can find the archive of disclosure of interests or conflicts of interest of the Intesa Sanpaolo Banking Group in compliance with the applicable laws and regulations.

Furthermore, we disclose the following information on the Intesa Sanpaolo Banking Group's conflicts of interest.

- One or more of the companies of the Intesa Sanpaolo Banking Group plan to solicit investment banking business or intends to seek compensation from Intermonte Partners in the next three months
- Intesa Sanpaolo acts as Specialist relative to securities issued by Intermonte Partners
- One or more of the companies of the Intesa Sanpaolo Banking Group have been lead manager or co-lead manager over the previous 12 months of any publicly disclosed offer of financial instruments of Intermonte Partners

Intesa Sanpaolo Research Dept.

Gregorio De Felice - Head of Research	+39 02 8796 2012	gregorio.defelice@intesasnpaolo.com
Equity&Credit Research		
Giampaolo Trasi	+39 02 7235 1807	giampaolo.trasi@intesasnpaolo.com
Equity Research		
Monica Bosio	+39 02 7235 1801	monica.bosio@intesasnpaolo.com
Luca Bacoccoli	+39 02 7235 1810	luca.bacoccoli@intesasnpaolo.com
Davide Candela	+39 02 7235 1817	davide.candela@intesasnpaolo.com
Oriana Cardani	+39 02 7235 1819	oriana.cardani@intesasnpaolo.com
Marco Cristofori	+39 02 7235 1818	marco.cristofori@intesasnpaolo.com
Antonella Frongillo	+39 02 7235 1799	antonella.frongillo@intesasnpaolo.com
Manuela Meroni	+39 02 7235 1798	manuela.meroni@intesasnpaolo.com
Elena Perini	+39 02 7235 1811	elena.perini@intesasnpaolo.com
Bruno Permutti	+39 02 7235 1805	bruno.permutti@intesasnpaolo.com
Corporate Broking Research		
Alberto Francese	+39 02 7235 1800	alberto.francese@intesasnpaolo.com
Gabriele Berti	+39 02 7235 1806	gabriele.berti@intesasnpaolo.com
Marco Cristofori	+39 02 7235 1818	marco.cristofori@intesasnpaolo.com
Youness Nour El Alaoui	+39 02 7235 1815	youness.alaoui@intesasnpaolo.com
Arianna Terazzi	+39 02 7235 1816	arianna.terazzi@intesasnpaolo.com
Credit Research		
Maria Grazia Antola	+39 02 7235 1809	maria.antola@intesasnpaolo.com
Alessandro Chiodini	+39 02 7235 1808	alessandro.chiodini@intesasnpaolo.com
Dario Fasani	+39 02 7235 1820	dario.fasani@intesasnpaolo.com
Melanie Gavin	+39 02 7235 1804	melanie.gavin@intesasnpaolo.com
Maria Gabriella Tronconi	+39 02 7235 1814	maria.tronconi@intesasnpaolo.com
Barbara Pizzarelli (Research Support)	+39 02 7235 1803	barbara.pizzarelli@intesasnpaolo.com
Technical Analysis		
Corrado Binda	+39 02 8021 5763	corrado.binda@intesasnpaolo.com
Sergio Mingolla	+39 02 8021 5843	antonio.mingolla@intesasnpaolo.com
Clearing & Data Processing		
Anna Whatley	+39 02 7235 1813	anna.whatley@intesasnpaolo.com
Stefano Breviglieri	+39 02 7265 4635	stefano.breviglieri@intesasnpaolo.com
Annita Ricci	+39 02 7235 1797	annita.ricci@intesasnpaolo.com
Wendy Ruggeri	+39 02 7235 1802	wendy.ruggeri@intesasnpaolo.com
Elisabetta Bugliesi (IT support)	+39 02 7235 1796	elisabetta.bugliesi@intesasnpaolo.com
Intesa Sanpaolo – IMI Corporate & Investment Banking Division		
Bernardo Bailo - Head of Global Markets Sales	+39 02 7261 2308	bernardo.bailo@intesasnpaolo.com
Equity Sales		
Giorgio Pozzobon	+39 02 7261 5616	giorgio.pozzobon@intesasnpaolo.com
Institutional Sales		
Catherine d'Aragon	+39 02 7261 5929	catherine.daragon@intesasnpaolo.com
Carlo Cavaliere	+39 02 7261 2722	carlo.cavaliere@intesasnpaolo.com
Francesca Guadagni	+39 02 7261 5817	francesca.guadagni@intesasnpaolo.com
Federica Repetto	+39 02 7261 5517	federica.repetto@intesasnpaolo.com
Daniela Stucchi	+39 02 7261 5708	daniela.stucchi@intesasnpaolo.com
Mark Wilson	+39 02 7261 2758	mark.wilson@intesasnpaolo.com
Paola Parenti (Corporate Broking)	+39 02 7265 6530	paola.parenti@intesasnpaolo.com
Roberta Papeschi (Corporate Broking)	+39 02 7261 6363	roberta.papeschi@intesasnpaolo.com
Francesco Riccardi (Corporate Broking)	+39 02 7261 5966	francesco.riccardi@intesasnpaolo.com
Laura Spinella (Corporate Broking)	+39 02 7261 5782	laura.spinella@intesasnpaolo.com
Alessandro Bevacqua	+39 02 7261 5114	alessandro.bevacqua@intesasnpaolo.com
Lorenzo Pennati (Sales Trading)	+39 02 7261 5647	lorenzo.pennati@intesasnpaolo.com
Equity Derivatives Institutional Sales		
Emanuele Manini	+39 02 7261 5936	emanuele.manini@intesasnpaolo.com
Enrico Ferrari	+39 02 7261 2806	enrico.ferrari@intesasnpaolo.com
Stefan Gess	+39 02 7261 5927	stefan.gess@intesasnpaolo.com
Edward Lythe	+44 207 894 2456	edward.lythe@intesasnpaolo.com
Ferdinando Zamprotta	+39 02 7261 5577	ferdinando.zamprotta@intesasnpaolo.com
Gherardo Lenti Capoduri – Head of Market Hub	+39 02 7261 2051	gherardo.lenticapoduri@intesasnpaolo.com
E-commerce Distribution		
Massimiliano Raposio	+39 02 7261 5388	massimiliano.raposio@intesasnpaolo.com
Intesa Sanpaolo IMI Securities Corp.		
Greg Principe (Equity Institutional Sales)	+1 212 326 1233	greg.principe@intesasnpaolo.com